

# 2011 CENSUS

# What's New in 2011


30,005



Number of children aged 14 and under **who live in skip-generation families**<sup>1</sup>

(living with grandparents and not with their parents)

Proportion of children aged 14 and younger in **blended family households**<sup>2</sup>



Proportion of **opposite-sex and same-sex couples blended families with children**<sup>3</sup>




50%




13%

Number of **foster children in Canada** in 2011<sup>4</sup> **47,885**

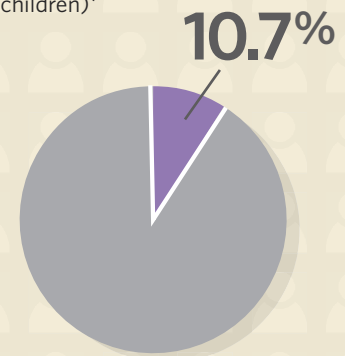
Proportion of foster children in Canada **who were under the age of 15** (29,590 children)<sup>5</sup>



Proportion of foster children in Canada **who were 20-24 years old** (1,730 children)<sup>6</sup>



Proportion of foster children in Canada **who were 25+ years old** (5,110 children)<sup>7</sup>



<sup>1</sup> Statistics Canada. *Portrait of Families and Living Arrangements in Canada* (2011 Census). Statistics Canada Catalogue No. 98-312-XWE2011001. Accessed January 20, 2013. [bit.ly/ZWmL6B](http://bit.ly/ZWmL6B)

<sup>2</sup> Ibid.

<sup>3</sup> Ibid.

<sup>4</sup> Statistics Canada. *Age groups and sex of foster children, for both sexes, for Canada, provinces and territories* (2011 Census). Accessed January 3, 2013. [bit.ly/104jmX7](http://bit.ly/104jmX7)

<sup>5</sup> Ibid.

<sup>6</sup> Ibid.

<sup>7</sup> Ibid.